

HYDROCAL 1003

Transformer Online Monitoring System with Gas-in-Oil and Moisture-in-Oil Measurement



Analysis of the gases dissolved in power transformer oil is recognized as the most useful tool for early detection and diagnosis of incipient faults in transformers.


In addition water contamination deteriorates the performance of the oil as high moisture content increases the risk of corrosion and overheating. This is in particular when the water content reaches the saturation point of the oil and free water is formed.

Besides regular gas chromatographic analysis and off-line moisture analysis of the isolation oil of power transformers online monitoring systems gain more and more importance worldwide.

By online monitoring of the key fault gases hydrogen (H_2) and carbon monoxide (CO) and moisture an additional potential of cost reductions and safety improvements can be achieved.

Key Advantages

- **Individual analysis** of the dissolved gas contents hydrogen (H_2) and carbon monoxide (CO)
- Analysis of moisture (H_2O) dissolved in transformer oil (**both** relative humidity in % and absolute humidity in ppm)
- Simple, lightweight and **easy-to-mount solution** on any valve on the transformer (connection to DIN ISO 228: G 1½, optional: NPT 1½)
- **Installation** on the operational transformer **without** any **supply interruption**
- **Sophisticated graphical-oriented software** (on the device and via PC)
- **Various communication interfaces** (RS 232, RS 485, MODBUS, integrated GSM- and analog modem)
- **Maintenance-free system**



Transformer monitoring functions

Voltages and Currents

(via voltage and current transformers / transducer)

Temperature Monitoring

Bottom and oil temperature

(via additional temperatures sensors)

Oil humidity

(via additional humidity sensor)

Free configuration

Analogue inputs can be free allocated to any additional sensor

Further Calculations:

Hot-Spot } joint development

Loss-of-Life } with PAUWELS

Ageing Rate } Belgium

Cooling Stage / Tap Changer Position

(e.g. via current transducer)



Remote Communication

RS 485

- Bus-Operation or point-to-point operation
- MODBUS- or proprietary protocol
- Bus length up to 1000 m
- Communication with up to 31 units HYDROCAL 1003
- Configuration via internal software

GPS/GPRS modem communication

- Integrated on-board modem
- Magnetic antenna to place on top of HYDROCAL 1003

Analogue modem communication

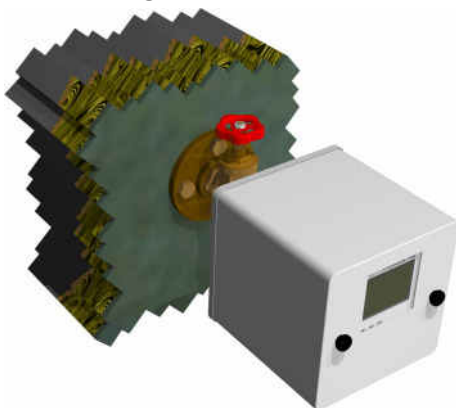
- Integrated on-board modem

Direct communication

- Via integrated RS 232 interface
(accessible without opening of HYDROCAL 1003 cover)
- On-site, e.g. by notebook



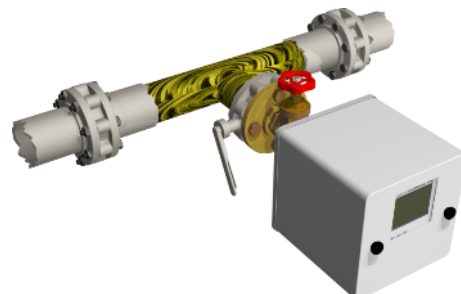
Sensor mounting



Transformer without cooling system

Mounting of the HYDROCAL 1003 sensor on a valve on the transformer tank.

Intrinsic oil circulation is assuring accomplishment of the oil in the sensor cell



Transformer with cooling system and forced oil flow

The HYDROCAL 1003 sensor is mounted on a T-tube valve on the return flow from the cooling system

Sensor firmware main menu

User menu

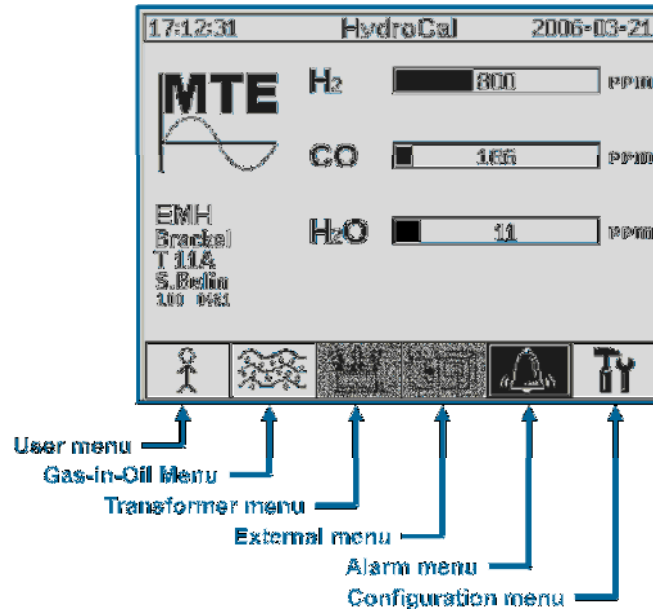
- Transformer administrator data
- Customer / Site administrator data

Gas-in-Oil menu

- Chart diagram H₂ and CO
- Result table H₂ and CO

Transformer menu

- Aging rate
- Hot spot temperature
- Loss-of-Life



External menu

- Voltage and current measurement
- Bottom and top oil measurement
- Oil humidity measurement

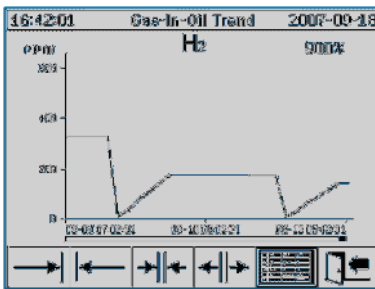
Alarm menu

- Report table
- Alarm acknowledgement

Configuration menu

- Alarm level setting
- Communication setting
- Transformer setting
- Installation

Gas-in-Oil menu



Individual chart diagram for both hydrogen H₂ and carbon monoxide CO

Alarm menu

#	Type	Name	Unit	Alert
1	Ext.	Alert Top oil Tem...	°C	0
2	Gas	H2-Alert#23	PPM	0
3	Gas	CO-Alert#33	PPM	0
4	Ext.	Ambiant Temper...	°C	0
5	Ext.	**Inal Current	A	**
6	Ext.	**Cooling Stage	mA	**
7	Virt.	**Hot-Spot Temp...	°C	**
8	Virt.	**Aging Rate	%	**
9	Virt.	**Loss of Life	%	**
10	Temp.	**T1	°C	**

Display of alarm list. Details of each alarm and individual settings

Communication menu

Mode:	Address:	Answer Delay (ms):
Point-to-Point	0	0

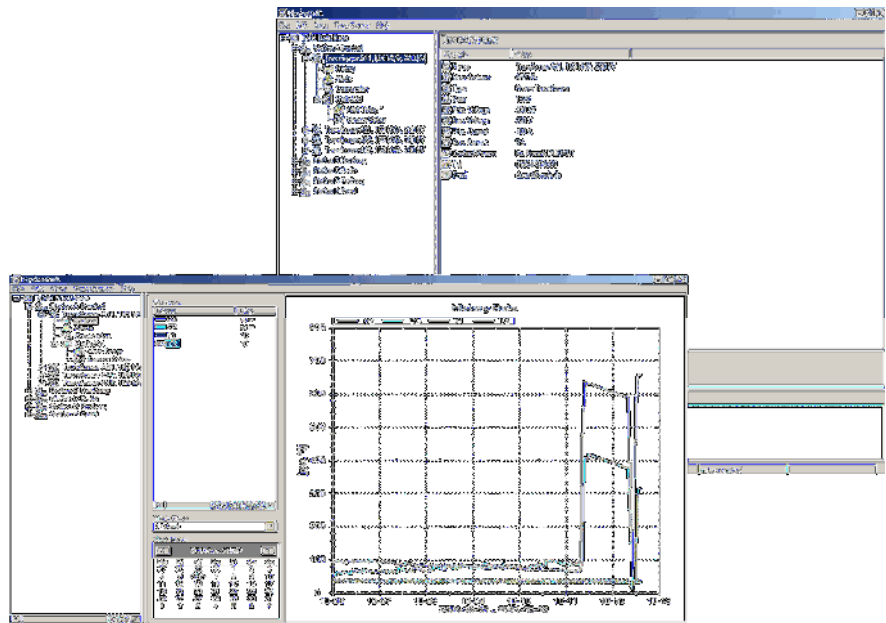
Baudrate	RS 232	RS 485
19200	19200	19200

Transmission speed adjustment for the RS 232 / RS 485 connection
Different adjustments / settings for the modem communication

PC-Software

Transformer administration data

- All administration data of a transformer can be entered
- Network of different power plants and transformer banks can be configured
- Selective contact to each transformer in the network
- Obtaining information of total transformer situation



Technical data HYDROCAL 1003

Measuring Quantities	Measuring range	Measuring accuracy H
Hydrogen H ₂ :	0 ppm ... 2.000 ppm	± 15 % of the measuring value ± 25 ppm
Carbon Monoxide CO:	0 ppm ... 2.000 ppm	± 20 % of the measuring value ± 25 ppm (related to oil temperature of +55 °C)
Moisture-in-Oil H ₂ O:	relative 0 % ... 100% absolute 0 ppm ... 100ppm	± 3 % of the measuring value ± 3 ppm
Measurement interval:	20 min.	
Operation Temperature:	Oil Temperature: -20 °C ... +90 °C Ambient temperature: -50 °C ... +55 °C (below -10 °C display function locked) Temperature Coefficient: 1 % / K	
Oil Pressure:	0 - 800 kpa, no vacuum allowed	
Functions:	Individual gas level measurement H ₂ and CO Moisture-in-oil measurement H ₂ O in both % and ppm Gas/Moisture trend analysis (chart / bar diagram) Different alarm level configuration RS 232 / RS 485 communication and modem communication (GSM, Modem) to central PC Windows® software	
Outputs:	3 x analogue outputs: 0/4 ... 20 mA (H ₂ concentration) 0/4 ... 20 mA (CO concentration) 0/4 ... 20 mA (H ₂ O concentration) 1 x analogue outputs: 0/4 ... 20 mA (free configurable) 12 x digital outputs: 4 x 12 V relay outputs Maximum switching values: 220 V DC, 220 V AC, 2 A, 60 W 8 x opto-coupler outputs H ₂ /CO/H ₂ O alarm (H) (1st level alarm) H ₂ /CO/H ₂ O alarm (HH) (2nd level alarm)	
Inputs:	4 x analogue inputs: 0/4 ... 20 mA 4 x analogue inputs: 0/4 ... 20 mA / 0 ... 10 V (configurable by jumpers)	
Gas in oil monitor / Moisture-in-oil Monitor:	3 x internal gas sensors (redundant system) 2 x H ₂ , 1 x CO: 1 x internal moisture sensor 2 x internal temperature sensors (oil temperature, gas temperature)	
Communication:	RS 232 (external connection, no unmounting of protective cover required) RS 485 (bus-operation or point-to-point operation, MODBUS or proprietary protocol) Internal on-board modem (GSM 14.4 kBit / analog 56 kBit)	
Protection class:	IP 55	
Power supply:	88 VAC _{min} ... 276 VAC _{max} Optional: 88 VDC _{min} ... 390 VDC _{max} max. 350 VA, 50/60 Hz	
Dimensions:	approx. W 224 x H 224 x D 307.5 mm	
Weight:	approx. 7.5 kg	

Connections

